

Structured Synchronous Reactive Programming for Game Development

Case Study: On Rewriting Pingus from C++ to CÉU

Francisco Sant’Anna
 Department of Computer Science
 Rio de Janeiro State University (UERJ)
 Rio de Janeiro, Brazil
 francisco@ime.uerj.br

Abstract—We present a qualitative case study of rewriting the video game Pingus from C++ to the structured synchronous reactive language CÉU. CÉU supports reactive control-flow primitives that eliminate callbacks and let programmers write code in direct and sequential style. Structured reactivity helps describing complex control-flow relationships in the game logic more concisely. We show gains in productivity for four behaviors in Pingus through a qualitative analysis of the proposed implementations in CÉU in comparison to the originals in C++. We also categorize the behaviors in recurrent control-flow patterns that likely apply to most games.

Keywords—Control Flow ; Event-Driven Programming ; Game Logic ; Synchronous Reactive Programming ;

I. INTRODUCTION

Pingus is an open-source puzzle-platform video game based on Lemmings. The objective of the game is to guide a group of penguins through a number of obstacles towards a designated exit (Figure 1). Pingus is developed in standard object-oriented C++, “the lingua franca of game development” [14]. The codebase¹ is about 40.000 lines of code (*locs*), divided into the engine, level editor, auxiliary libraries, and the game logic itself.

According to Tim Sweeney (of Unreal Engine fame), about half the complexity in game development resides in *simulation* (aka *game logic*), but which only accounts for 10% of the CPU budget [24]. The high development costs contrasting with the low impact on performance appeals for alternatives with productivity in mind, especially considering that it is the game logic that varies the most between projects. Sweeney states that “will gladly sacrifice 10% of our performance for 10% higher productivity”.

Object-oriented games rely on the *observer pattern* [14] to handle events from the environment (e.g., key presses and timers) and also as a notification mechanism between entities in the game logic. The observers are short-lived callbacks that have to execute as fast as possible to keep the game reactive to incoming events in real time. For this reason, callbacks cannot use long-lasting locals and loops, which are elementary capabilities of classical structured programming [2, 12, 18]. In this sense, callbacks actually

¹Official Pingus repository: github.com/Pingus/pingus/



Figure 1. Pingus gameplay.

disrupt structured programming, becoming “our generation’s *goto*”.²

In this work, we advocate structured synchronous reactive programming (SSRP) as a more productive alternative for game logic development. We present a qualitative case study of rewriting Pingus from C++ to CÉU. CÉU [20] is a Esterel-based [5] programming language that originally targets embedded soft real-time systems. It aims to offer a concurrent, safe, and expressive alternative to C. SSRP lets developers write code in direct style, recovering from the inversion of control imposed by event-driven execution [2, 12, 18]. CÉU supports logical parallelism with a resource-efficient implementation in terms of memory and CPU usage. The runtime is single threaded and does not rely on garbage collection for memory management [19]. Existing work in the context of embedded sensor networks evaluates the expressiveness of CÉU in comparison to event-driven code in C and attests a reduction in source code size (around 25%) with a small increase in memory usage (around 5–10%) and comparable CPU responsiveness [19]. CÉU has

²“Callbacks as our Generations’ *goto* Statement”: tirania.org/blog/archive/2013/Aug-15.html

```

// Declarations
input <type> <id> // declares an external input event
event <type> <id> // declares an internal event
var <type> <id> // declares a variable

// Event handling
<id> = await <id> // awaits event and assigns received value
emit <id>(<exp>) // emits event passing a value

// Control flow
<stmt> ; <stmt> // sequence
if <exp> then <stmt> else <stmt> end // conditional
loop do <stmt> end // repetition
do <stmt> end // explicit block

// Logical parallelism
par/or do <stmt> with <stmt> end // terminates with any
par/and do <stmt> with <stmt> end // terminates with all

// Abstractions
code <id> (<pars>) -> <type> do <stmt> end
<id> = await <id>(<args>) // executes and awaits
spawn <id>(<args>) [in <id>] // executes and continues
pool[<num>] <id> <id> // holds instances

// Assignment & Integration with C/C++
<id> = <exp> // assigns a value to a variable
_<id>(<args>) // calls C/C++ (id starts with '_')

```

Listing 1. A compact reference of CÉU.

also been used in the context of multimedia systems [22] and games [21].

Our case study discusses the gains in productivity for four selected behaviors in the game logic of Pingus rewritten in CÉU. We present an in-depth qualitative analysis of the proposed solutions in comparison to the original implementations in C++. Not all techniques result in reduction of *locs* (especially considering the verbose syntax of CÉU), but have other effects such as eliminating shared variables and dependencies between classes. We also identify four control-flow patterns that likely apply to most games: *Finite State Machines*, *Continuation Passing*, *Dispatching Hierarchies*, and *Lifespan Hierarchies*. In this context, a control-flow pattern is a recurring technique to describe execution dependency and/or explicit ordering between statements.

We employed a *live code rewrite*, i.e., starting from the original codebase in C++, we reimplemented it piece-by-piece in CÉU without breaking the game compilation and execution. This approach shows the feasibility of a partial and gradual translation between the languages, and also the possibility of keeping performance-critical functionality in C++, such as for heavy graphical primitives.

II. AN OVERVIEW OF CÉU

CÉU is a synchronous reactive language in which programs evolve in a sequence of discrete reactions to external events with the characteristics that follow:

- **Reactive:** code only executes in reactions to events.

```

input void BUTTON; 1
output bool LED; 2
3
code Blink (var int period) -> NEVER do 4
  loop do 5
    emit LED(true); 6
    await (period) ms; 7
    emit LED(false); 8
    await (period) ms; 9
  end 10
end 11
12
spawn Blink(500); 13
par/or do 14
  await BUTTON; 15
with 16
  await 1h; 17
end 18

```

Listing 2. An example in CÉU that blinks an LED every 500ms in the background and awaits either a button click or 1 hour to terminate.

- **Structured:** programs use structured control mechanisms, such as `spawn` and `await` (to create and suspend activities).
- **Synchronous:** reactions run atomically and to completion on each line of execution, i.e., there’s no implicit preemption or real parallelism.

CÉU is designed for control-intensive applications, supporting concurrent lines of execution, known as *trails*, and instantaneous broadcast communication through events. CÉU provides an `await` statement that blocks the current running trail allowing the program to execute its other trails; when all trails are blocked, the reaction terminates and control returns to the environment to process upcoming events. Listing 1 shows a compact reference of CÉU.

Listing 2 shows a simple example in the context of embedded systems that blinks an LED and terminates either on a button press or after 1 hour of execution. The example declares two external events (ln 1–2): an input that represents a button and an output that represents an LED. The blink behavior uses a `code` abstraction (ln 4–11) which is similar to a coroutine or fiber [2], but which can interact directly with the environment through `await` statements (ln 7,9). The `spawn` statement (ln 13) instantiates a `Blink` abstraction to execute in the background and the program then creates two trails to await two events at the same time (ln 14–18). Since the composition is a `par/or`, it will terminate when either of the two events occur, proceeding to the end of the file and consequently also terminating the program.

In CÉU, every execution path within loops must contain at least one `await` statement to an external input event [4, 19]. On the one hand, CÉU shares a restriction with standard event-driven programming: computations that take a non-negligible time to run (e.g., cryptography or image processing algorithms) violate the zero-delay hypothesis, and thus cannot be directly implemented. On the other hand, all reactions to the external environment are guaranteed to

be computed in bounded time [23], ensuring that games progress with time.

III. THE PINGUS CODEBASE AND REWRITING PROCESS

In Pingus, the game logic accounts for almost half the size of the codebase³: 18.173 from 39.362 *locs* (46%) spread across 272 files. However, about half of the game logic relates to non-reactive code, such as dealing with configurations and options, saved games and serialization, maps and level descriptions, string formatting, collision detection, graph algorithms, etc. This part remained unchanged in our rewrite and relies on the seamless integration between CÉU and C/C++ [19]: the type systems are compatible and the integration happens at the source code level. This enables accessing data and calling C/C++ from CÉU and vice-versa. Therefore, we only rewrote 9.186 *locs* spread across 126 files⁴. In order to only consider relevant code in the analysis, we then removed all headers, declarations, trivial getters & setters, and other innocuous statements, resulting 4.135 condensed *locs* spread across 70 implementation files originally written in C++⁴. We did the same with the implementation in CÉU, resulting in 3.697 condensed *locs*⁴. Figure 2 summarizes the effective game logic codebase in the two implementations.

Although the analysis in this work is qualitative, the rows with lower ratio numbers in Figure 2 do correlate with the parts of the game logic that we consider more susceptible to SSRP. For instance, the *Pingu* behavior (row 4, *ratio* 0.80) contains complex animations that are affected by timers, game rules, and user interaction. In contrast, the *Option screen* (row 9, *ratio* 0.97) is a simple UI grid with trivial mouse interactions.

The rewriting process consisted of identifying sets of callbacks in C++ implementing control flow in the game and translating them to CÉU using appropriate structured constructs. As an example, a double mouse click is characterized by a first click, followed by a maximum amount of time, followed by a second click. This behavior depends on different events (clicks and timers) which have to occur in a particular order. In C++, the implementation involves callbacks crossing reactions to successive events which manipulate state variables explicitly. As a general rewriting rule, we identify control-flow behaviors in the C++ codebase by looking for class state members with identifiers resembling verbs, statuses, and counters (e.g., `pressed`, `particle_thrown`, `mode`, and `delay_count`). Good chances are that such variables encode some form of control-flow progression that crosses multiple callback invocations. Not all state follows these conventions, but they helped finding classes that are heavy on control flow quickly at the beginning of the process.

³We used *SLOCCount* to count only non-blank, non-comment lines in the codebase: www.dwheeler.com/sloccount/

⁴Effective codebase: github.com/an000/p/tree/master/

IV. CONTROL-FLOW PATTERNS & CASE STUDIES

During the rewriting process, we have identified four abstract cause/effect control-flow patterns which likely apply to most games:

- 1) *Finite State Machines*: Event occurrences lead to transitions between states and trigger actions comprising the behavior of a game entity.
- 2) *Continuation Passing*: The completion of a long-lasting activity in the game may carry a continuation, i.e., some action to execute next.
- 3) *Dispatching Hierarchies*: Entities form a dispatching hierarchy in which a container that receives a stimulus automatically forwards it to its managed children.
- 4) *Lifespan Hierarchies*: Entities form a lifespan hierarchy in which a terminating container entity automatically destroys its managed children.

We describe representative game behaviors in detail distributed in the four patterns and analyze their implementations in C++ and CÉU.

A. Finite State Machines

Event occurrences lead to transitions between states and trigger actions comprising the behavior of a game entity.

1) *Case Study: Detecting Double-Clicks in the Armageddon Button*: In Pingus, a double click in the *Armageddon button* at the bottom right of the screen literally explodes all pingus.⁵

Listing 3 shows the C++ implementation for the class `ArmageddonButton` with methods for rendering the button and handling mouse and timer events. The code in the figure focus on the double click detection and hides unrelated parts with `<...>`. The methods `update` (ln 14–26) and `on_click` (ln 28–34) are examples of *short-lived callbacks*, which are pieces of code that execute atomically in reaction to external input events. The callback `on_click` reacts to mouse clicks detected by the base class `RectComponent` (ln 2), while the callback `update` continuously reacts to the passage of time, frame by frame. The class first initializes the variable `pressed` (ln 3) to track the first click (ln 32). It also initializes the variable `press_time` (ln 4) to count the time since the first click (ln 16–17). If another click occurs within 1 second, the class signals the double click to the application (ln 29–30). Otherwise, the `pressed` and `press_time` state variables are reset (ln 18–21). Figure 3 illustrates how we can model the double-click behavior in C++ as a state machine. The circles represent the state of the variable `pressed`, and the arrows represent the callbacks manipulating it. Note in Listing 3 how the accesses to the state variables are spread across the entire class: the distance between the initialization of `pressed` (ln 3) and the last access to it (ln 32) is over 40 lines in the original file. Arguably, this dispersion of code across methods makes the

⁵Double click animation: github.com/an000/p/#1

	Path	Ceu	C++	Ceu/C++	Description
1	game/	2064	2268	0.91	the main gameplay
2	./	710	679	1.05	main functionality
3	objs/	470	478	0.98	world objects (tiles, traps, etc)
4	pingu/	884	1111	0.80	pingu behaviors
5	./	343	458	0.75	main functionality
6	actions/	541	653	0.83	pingu actions (bomber, climber, etc)
7	worldmap/	468	493	0.95	campaign worldmap
8	screens/	1109	1328	0.84	menus and screens
9	option/	347	357	0.97	option menu
10	others/	762	971	0.78	other menus and screens
11	misc/	56	46	1.22	miscellaneous functionality
		3697	4135	0.89	

Figure 2. The Pingu codebase directory tree.

```

1 ArmageddonButton::ArmageddonButton(<...>):
2   RectComponent(<...>),
3   pressed(false); // button is not initially pressed
4   press_time(0); // how long since 1st click?
5   <...>
6 {
7   <...>
8 }
9
10 void ArmageddonButton::draw (<...>) {
11   <...>
12 }
13
14 void ArmageddonButton::update (float delta) {
15   <...>
16   if (pressed) {
17     press_time += delta;
18     if (press_time > 1.0f) {
19       pressed = false; // give up, 1st click was
20       press_time = 0; // too long ago
21     }
22   } else {
23     <...>
24     press_time = 0;
25   }
26 }
27
28 void ArmageddonButton::on_click (<...>) {
29   if (pressed) {
30     send_armageddon_event();
31   } else {
32     pressed = true;
33   }
34 }

```

Listing 3. C++: Detecting double-clicks in the *Armageddon* button.

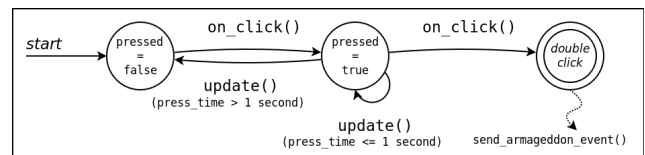
understanding and maintenance of the double-click behavior more difficult. Also, even though the state variables are private, unrelated methods such as `draw`, which is defined in middle of the class (ln 10–12), can potentially access them.

CÉU supports structured constructs to deal with events, aiming to eradicate explicit manipulation of state variables for control-flow purposes. In Listing 4, the loop to detect double clicks (ln 4–12) awaits the first click (ln 5) and then, awaits either a 1-second timeout (ln 7) or the second click

```

1 do
2   var RectComponent but = <...>;
3   <...>
4   loop do
5     await but.on_click;
6     par/or do
7       await 1s;
8     with
9       await but.on_click;
10    break;
11  end
12 end
13 <...>
14 emit game.armageddon;
15 end

```

Listing 4. CÉU: Detecting double-clicks in the *Armageddon* button.Figure 3. State machine for detecting double-clicks in the *Armageddon* button.

(ln 9). If the second click occurs within 1 second, the `break` terminates the loop (ln 10) and the `emit` in sequence signals the double click to the application (ln 14). Otherwise, the `par/or` block as a whole aborts after 1 second and the loop restarts, falling back to the first click `await` (ln 5). Double click detection in CÉU does not rely on state variables and is entirely self-contained in the `loop` body. Also, those 9 lines of code *only* detect the double click, leaving the actual effect (ln 14) as well as all unrelated code (such as redrawing the button) to happen outside the loop.

The `await` statement of CÉU allows for nested control-flow statements to suspend execution while retaining all enclosing state alive, such as local variables and next statement to execute. Then, a subsequent reaction to an event resumes execution normally. In contrast, method callbacks in object-oriented programming have a single entry point at the top

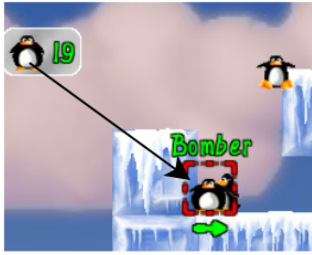


Figure 4. Assigning the *Bomber* action to a pingu.

Action	Ceu	C++	Explicit State
Bomber	23	50	4 state variables
Bridger	75	100	2 state variables
Drown	6	15	1 state variable
Exiter	7	22	2 state variables
Splashed	6	19	2 state variables

Figure 5. Pingus actions in CÉU and C++ in terms of *locs* and state variables.

level of the class, in which only instance members remain active between invocations. In particular, locals and loops cannot persist across invocations.

2) *Summary & Pattern Uses in Pingus*: In comparison to explicit state machines, the structured constructs of CÉU introduce some advantages as follows:

- They encode all states with direct sequential code, eliminating callbacks and shared state variables for control-flow purposes.
- They handle all states (and only them) in the same contiguous block, improving code encapsulation.

Object-oriented games also adopt the *state pattern* to model state machines with subclasses describing each possible state [14]. However, this approach is not fundamentally different from Pingus’ use of `switch` or `if` branches to decode state.

In Pingus, the player may assign actions to specific pingus, as illustrated in Figure 4. The *Bomber* action explodes the clicked pingu, throwing particles around and also destroying the terrain under its radius.⁶ We model the explosion animation with a sequential state machine with effects associated to specific frames, such as playing a sound and throwing the particles. Pingus supports other 15 actions in the game. Five of them implement at least one state machine and are considerable smaller in CÉU in terms of *locs* (Figure 5). For the other 11 actions without state machines, the reduction in *locs* is negligible. This asymmetry illustrates the gains in expressiveness when describing state machines in direct style.

Among all 65 implementation files in CÉU, we found 29 cases in 25 files that use structured mechanisms to

⁶Bomber action animation: github.com/an000/p/#2

substitute states machines. They typically manifest as `await` statements in sequence (e.g., ln 5,9 in Listing 4).

B. Continuation Passing

The completion of a long-lasting activity in the game may carry a continuation, i.e., some action to execute next.

1) *Transition from Story to Credits to Worldmap Screen*: The campaign world map has clickable blue dots in the two extremes of the map road to show introductory and closing ambience stories, respectively. For introductory stories, the game returns to the world map after showing the story pages. For closing stories, the game also shows a *Credits screen* before returning to the world map.⁷ From the click in the story dot until the return to the world map, the game animates the story with a timer-based scrolling and also reacts to user input to advance it.

In C++, the class `StoryDot` in Listing 5 (ln 1–12) first reads the level file (ln 5) to check whether it is a closing story and should, after termination, show the *Credits screen*. The boolean variable `show_credits` (ln 2,5,10) is passed to the class `StoryScreen` (ln 10) and represents the screen continuation, i.e., what to do after showing the story. The class `StoryScreen` (not shown) then forwards the continuation even further to the auxiliary class `StoryScreenComp` (ln 16–40). When the method `next_text` has no story pages left to display (ln 32–38), it decides where to go next, depending on the continuation flag `show_credits` (ln 33).

In CÉU, the `loop` of Listing 6 controls the flow between the screens as a direct sequence of statements. We first invoke the `Worldmap` (ln 2), which shows the map and lets the player interact with it (e.g., walking around) until a dot is clicked. If the player selects a story dot (ln 4–9), we invoke the `Story` and await its termination (ln 5). After showing the story, we check the returned values (ln 6) to perhaps show the *Credits screen* (ln 8). The enclosing loop restores the `Worldmap` and repeats the process.

Figure 6 illustrates the *continuation-passing style* of C++ and the *direct style* of CÉU for screen transitions:

- 1) `Main Loop` → `Worldmap`:
 - C++ uses an explicit stack to push the `Worldmap` screen (not shown in Listing 5).
 - CÉU invokes the `Worldmap` screen expecting a return value (Listing 6, ln 2).
- 2) `Worldmap (blue dot click)` → `Story`:
 - C++ pushes the `Story` screen passing the continuation flag (Listing 5, ln 10).
 - CÉU stores the `Worldmap` return value and invokes the `Story` screen (Listing 6, ln 2,5).
- 3) `Story` → `Credits`:
 - C++ replaces the current `Story` screen with the `Credits screen` (Listing 5, ln 34).

⁷Credits screen animation: github.com/an000/p/#4

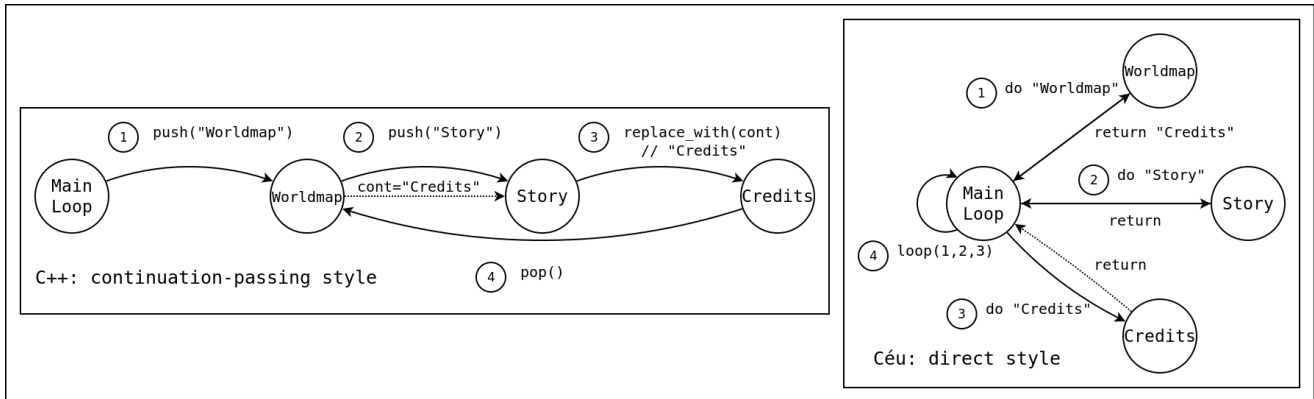


Figure 6. Continuation (C++) vs Direct (CÉU) Styles.

```

1 StoryDot::StoryDot(FileReader& reader) :
2   show_credits(false), // do not show by default
3 {
4   <...>
5   reader.read("credits", show_credits);
6 } // from file
7
8 void StoryDot::on_click() {
9   <...>
10  push(<StoryScreen>(show_credits));
11  <...>
12 }
13
14 // class separator ///
15
16 StoryScreenComp::StoryScreenComp (<...>) :
17   show_credits(show_credits),
18   <...>
19 {
20   <...>
21 }
22
23 <...> // draw and update page
24
25 void StoryScreenComp::next_text() {
26   if (!displayed) {
27     <...>
28   } else {
29     <...>
30     if (!pages.empty()) {
31       <...>
32     } else {
33       if (show_credits) {
34         replace(<Credits>(<...>));
35       } else {
36         pop();
37       }
38     }
39   }
40 }

```

Listing 5. C++: Transition from *Story* to *Credits* and *Worldmap* screen.

- CÉU invokes the *Credits* screen after the `await Story` returns (Listing 6, ln 8).

4) *Credits* → *Worldmap*:

```

1 loop do
2   var int ret = await Worldmap();
3   if ret==CREDITS or ret==BACK then
4     <...>
5     var bool is_click = await Story();
6     if is_click and ret==CREDITS then
7       <...>
8       await Credits();
9     end
10  else
11    <...>
12  end
13 end

```

Listing 6. CÉU: Transition from *Story* to *Credits* and *Worldmap* screen.

- C++ pops the *Credits* screen, going back to the *Worldmap* screen (not shown in Listing 5).
- CÉU uses an enclosing `loop` to restart the process (Listing 6, ln 1–13).

In contrast with C++, the screens in CÉU are decoupled from each other and only the *Main Loop* touches them: the *Worldmap* has no references to *Story*, which has no references to *Credits*. Changing the screen arrangements is a matter of adjusting the main loop only.

2) *Summary & Pattern Uses in Pingus*: The direct style of CÉU has some advantages in comparison to the continuation-passing style of C++:

- It uses structured control flow (i.e., sequences and loops) instead of explicit data structures (e.g., stacks) and continuation variables (e.g. boolean flags).
- The activities in sequence are decoupled and do not hold references to one another.
- A single parent class describes the flow between the activities in a self-contained block of code.

Continuation passing typically controls the overall structure of games such as screen transitions in menus and level progressions. In *Pingus*, CÉU adopts the direct style technique in five cases involving screen transitions: the main menu, the level menu, the level set menu, the world map

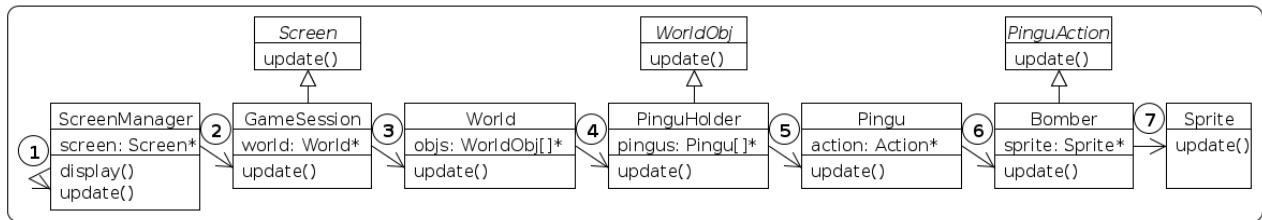


Figure 7. Dispatching chain for update.

```

1 class Bomber : public Action {
2     <...>
3     Sprite sprite;
4 }
5
6 Bomber::Bomber (<...>) : <...> {
7     sprite.load(<...>);
8     <...>
9 }
10
11 void Bomber::update () {
12     sprite.update();
13 }
14
15 void Bomber::draw () {
16     <...>
17     sprite.draw();
18 }

```

Listing 7. C++: Bomber action draw and update dispatching.

loop, and the gameplay loop. It also uses the same technique for the loop that switches between pingu actions during gameplay (e.g., *walking* to *falling* and back to *walking*).

C. Dispatching Hierarchies

Entities form a dispatching hierarchy in which a container that receives a stimulus automatically forwards it to its managed children.

1) *Case Study: Bomber Action draw and update Dispatching*: In C++, the class `Bomber` in Listing 7 declares a `sprite` member (ln 3) to handle its animation frames. The `Sprite` class is part of the game engine and knows how to update and render itself. However, the `Bomber` still has to respond to update and draw requests from the game and forward them to the `sprite` (ln 11–13 and 15–18). To understand how the update callback flows from the original environment stimulus to the game down to the `sprite`, we need to follow a long chain of 7 method dispatches (Figure 7):

- 1) `ScreenManager::display` in the main game loop calls `ScreenManager::update` when starting a new frame.
- 2) `ScreenManager::update` calls `screen->update` for the active game screen (i.e., a `GameSession`

```

1 code Bomber (void) -> ActionName do
2     <...>
3     var Sprite sprite = spawn Sprite(<...>);
4     <...>
5 end

```

Listing 8. CÉU: Bomber action draw and update dispatching.

instance, considering the screen in which the `Bomber` appears).

- 3) `GameSession::update` calls `world->update`.
- 4) `World::update` calls `objs->update` for each object in the world.
- 5) `PinguHolder::update` calls `pingu->update` for each pingu alive.
- 6) `Pingu::update` calls `action->update` for the active pingu action.
- 7) `Bomber::update` calls `sprite.update`. `Sprite::update` finally updates the animation frame.

Each dispatching step in the chain is indeed necessary considering the typical OO game architecture employed in `Pingus`:

- With a single assignment to `screen`, one can easily deactivate the current screen and redirect all dispatches to a new screen (step 2).
- The `World` class manages and dispatches events to all game entities with a common interface `WorldObj`, such as the `pingus` and `traps` (step 4).
- Since it is common to iterate only over the `pingus` (vs. all world objects), the container `PinguHolder` manages all `pingus` (step 5).
- Since a single pingu can change its actions during lifetime, the `action` member decouples them with another level of indirection (step 6).
- Sprites are part of the game engine and are reusable everywhere (e.g., UI buttons, world objects, etc.), so it is also convenient to decouple them from actions (step 7).

Like `update`, the `draw` callback also flows through a similar dispatching hierarchy until reaching the `Sprite` class.

In CÉU, the `Bomber` abstraction presented in Listing 8

spawns a `Sprite` animation instance on its body (ln 3). However, the `Sprite` abstraction in CÉU can react directly to external `update` and `draw` events, bypassing the program hierarchy entirely. Events in CÉU are broadcasted to the entire application in lexical order, i.e., an abstraction that appears first in the source code (e.g., ln 3) reacts before another one that appears second (e.g., hidden in ln 4). This rule preserves determinism and also conforms to the program static hierarchy. While (*and only while*) the bomber abstraction is alive, the sprite animation remains alive and reacts to the `update` and `draw` events (see also Section IV-D on Lifespan Hierarchies). The radical decoupling between the program hierarchy and reactions to events eliminates dispatching chains entirely.

2) *Summary & Pattern Uses in Pingus*: Passive entities subjected to hierarchies require a dispatching architecture that makes the reasoning about the program harder:

- The full dispatching chain may go through dozens of files.
- The dispatching chain may interleave between classes specific to the game and also classes from the game engine (possibly third-party classes).

In C++, the update subsystem touches 39 files with around 100 lines of code just to forward `update` methods through the dispatching hierarchy. For the drawing subsystem, 50 files with around 300 lines of code. The implementation in C++ also relies on dispatching hierarchy for `resize` callbacks, touching 12 files with around 100 lines of code. Most of this code is eliminated in CÉU since abstractions can react directly to the environment, not depending on hierarchies spread across multiple files.

Note that dispatching hierarchies cross game engine code, suggesting that most games also rely heavily on this control-flow pattern. In the case of the Pingus engine, we rewrote 9 of its files with a reduction from 515 to 173 *locs*, mostly due to dispatching code removal (not listed in Figure 2, since it's engine code).

D. Lifespan Hierarchies

Entities form a lifespan hierarchy in which a terminating container entity automatically destroys its managed children.

1) *Case Study: Dynamic Pingus Lifecycle*: A pingu is a dynamic entity created periodically and destroyed under certain conditions, such as falling from a high altitude.⁸

In C++, the class `PinguHolder` in Listing 9 is a container that holds all alive pingus. The method `PinguHolder::create_pingu` (ln 1–6) is called periodically to create a new `Pingu` and add it to the `pingus` collection (ln 3–4). The method `PinguHolder::update` (ln 8–18) checks the state of all `pingus` on every frame, removing those with the dead status (ln 12–14). Note that if the programmer disregards the call to `remove`, a dead pingu

```

1 Pingu* PinguHolder::create_pingu (<...>) {
2   <...>
3   Pingu* pingu = new Pingu (<...>);
4   pingus.push_back(pingu);
5   <...>
6 }
7
8 void PinguHolder::update() {
9   <...>
10  while(pingu != pingus.end()) {
11    (*pingu)->update();
12    if ((*pingu)->status() == DEAD) {
13      pingu = pingus.remove(pingu);
14    }
15    <...>
16    ++pingu;
17  }
18 }

```

Listing 9. C++: Managing the pingus lifecycle.

```

1 code Game (void) do
2   <...>
3   pool[] Pingu pingus;
4   code Pingu_Spawn (<...>) do
5     <...>
6     spawn Pingu(<...>) in pingus;
7   end
8   <...> // code invoking Pingu_Spawn
9 end
10
11 code Pingu (<...>) do
12   <...>
13   loop do
14     await game.update;
15     if Pingu_Is_Out_Of_Screen() then
16       <...>
17       escape PS_DEAD;
18     end
19   end
20 end

```

Listing 10. CÉU: Managing the pingus lifecycle.

would remain in the collection and still update on every frame (ln 11). Since the `draw` behavior for a dead pingu is innocuous, the death could go unnoticed when testing it but the program would keep consuming memory and CPU time. This problem is known as the *lapsed listener* [14] and also occurs in languages with garbage collection: a container typically holds a strong reference to a child (sometimes the only reference to it), and the runtime cannot magically detect it as garbage. Hence, entities with dynamic lifespan always require explicit matching `add` and `remove` calls associated to a container (ln 4,13).

CÉU supports `pool` declarations to hold dynamic abstraction instances. In addition, the `spawn` statement supports a pool identifier to associate a new instance with a pool. The game screen in Listing 10 spawns a new `Pingu` on every invocation of `Pingu_Spawn` (ln 4–7). The `spawn` statement (ln 6) specifies the pool declared at the top-level block of the game screen (ln 3), attaching the scope of the

⁸Death of pingus animation: github.com/an000/p/#5

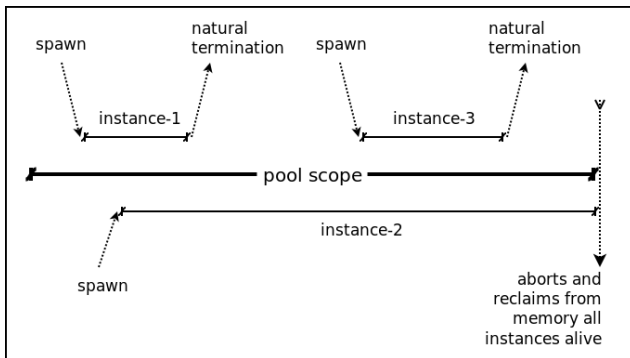


Figure 8. Lifespan of dynamic instances.

pingu to that block. Since pools are also subject to lexical scope, the lifespan of all dynamically allocated pingus is constrained to the game screen (Figure 8). Lexical scopes handle memory and event dispatching automatically for static instances (Listing 8, ln 3) and also for pools. However, the lifespan of a dynamic instance does not necessarily have to match the lifespan of its associated pool. In CÉU, when the execution block of a dynamic instance terminates, which characterizes its *natural termination*, the instance is automatically removed from its pool (Figure 8, instances 1 and 3). Therefore, dynamic instances do not require any extra bookkeeping related to containers or explicit deallocation. To remove a pingu from the game in CÉU, we just need to terminate its execution block according to the appropriate conditions: The `escape` statement (Listing 10, ln 17) aborts the execution block of the `Pingu` instance, removing it from its associated pool automatically. Hence, a dynamic instance that terminates naturally leaves no traces in the program.

2) *Summary & Pattern Uses in Pingus*: Lexical lifespan for static instances and natural termination for dynamic instances provide some advantages in comparison to lifespan hierarchies through containers:

- Lexical scope makes an abstraction lifespan explicit in the source code. All entities in a game have an associated lexical lifespan.
- The memory for static instances is known at compile time.
- Natural termination makes an instance innocuous and, hence, susceptible to immediate reclamation.
- Instances (static or dynamic) never require explicit manipulation of pointers/references.

The implementation in CÉU has over 200 static instantiations spread across all 65 files. For dynamic entities, it defines 23 pools in 10 files, with almost 96 instantiations across 37 files. Pools are used to hold explosion particles, levels and level sets loaded from files, gameplay & worldmap objects, and also UI widgets.

V. RELATED WORK

The control-flow patterns presented in this paper closely relate to the *GoF* behavioral patterns [10], which are discussed in the context of video games in previous work [3, 14, 17]. The original *Pingus* in C++ uses variations of the patterns *state* (Sections IV-A and IV-B), *visitor* (Sections IV-C and IV-D), and *observer* (to handle events in general) as implementation techniques to achieve the desired higher-level control-flow patterns described in the paper. CÉU overcomes the need of behavioral patterns with support, at the language level, for structured control-flow mechanisms and event-based communication via broadcast.

A number of domain-specific languages, frameworks, and techniques have been proposed for particular subsystems of the game logic, such as animations [8, 15, 16], game state and screen progression [13, 25], and behavior and AI modeling [1, 11]. In *Pingus*, the adoption of CÉU is not restricted to a specific subsystem. We employed CÉU at the very core of the game for event dispatching (Section IV-C) and memory management of entities (Section IV-D), eliminating parts of the original game engine. We also implemented all entity animations and behaviors (Section IV-A), and screen transitions (Section IV-B) using the available control mechanisms of CÉU. Furthermore, CÉU is a superset of C targeting reactive systems in general, not only games, and has also been successfully adopted in other domains, such as wireless sensor networks [6, 19] and multimedia systems [22].

Functional reactive programming (FRP) [9] contrasts with structured synchronous reactive programming (SSRP) as a complementary programming style for reactive applications. We believe that FRP is more suitable for data-intensive applications, while SSRP, for control-intensive applications. On the one hand, FRP uses declarative formulas to specify continuous functions over time, such as for physics or data constraints among entities. On the other hand, describing a sequence of steps or control-flow dependencies in FRP requires to encode explicit state machines so that functions can switch behavior depending on the current state. FRP has been successfully used to implement a 3D first person shooting game from scratch, but with some performance considerations [7]. Although we do not provide a performance evaluation (*Pingus* is not performance sensitive), existing work on CÉU shows that it is comparable to C in the context of embedded systems [19]. Nonetheless, given the tight integration between CÉU and C/C++, critical parts of games can be preserved in C++ if needed.

VI. CONCLUSION

We advocate *Structured Synchronous Reactive Programming* as a productive alternative for game logic development. We use the video game *Pingus* as a qualitative case study. We compare the implementation of four game behaviors in

C++ and Céu and discuss how structured reactive mechanisms can eliminate callbacks and let programmers write code in direct style. Ultimately, we rewrote about 1/4 of the whole codebase (9.186 from 39.362 lines of code) which comprises the core of the game logic that is susceptible to structured reactive programming.

We categorize the behaviors in four recurrent control-flow patterns: *State machines* are the workhorses of the game logic, appearing in animations, AI behaviors, and input handling. Céu can encode states implicitly with sequential statements, eliminating shared state variables and improving code encapsulation. *Continuation passing* controls the overall structure of the game, such as screen transitions and level progressions. Similarly to state machines, Céu describes the flow of the game as sequential statements in self-contained blocks, eliminating explicit data structures and continuation variables. *Dispatching hierarchies* disseminate input events through the game entities and serve as a broadcast communication mechanism. Event broadcasting is at the core of the semantics of Céu, allowing entities to react directly to inputs and bypass the program hierarchy entirely. *Lifespan hierarchies* manage the memory and visibility of game entities through class fields and containers. In Céu, all entities have an associated lexical scope, similarly to local variables with automatic memory management.

Overall, we consider that most difficulties in implementing control-flow behavior in game logic is not inherent to this domain, but a result of accidental complexity due to the lack of structured abstractions and an appropriate concurrency model to develop event-based applications.

REFERENCES

- [1] Behavior trees in Unreal. <https://docs.unrealengine.com/latest/INT/Engine/AI/BehaviorTrees/> (accessed in Jul-2018).
- [2] A. Adya et al. Cooperative task management without manual stack management. In *Proceedings of ATEC'02*, pages 289–302. USENIX Association, 2002.
- [3] A. Ampatzoglou and A. Chatzigeorgiou. Evaluation of object-oriented design patterns in game development. *Information and Software Technology*, 49(5):445–454, 2007.
- [4] G. Berry. *The Esterel-V5 Language Primer*. CMA and Inria, Sophia-Antipolis, France, June 2000. Version 5.10.
- [5] F. Boussinot and R. De Simone. The Esterel language. *Proceedings of the IEEE*, 79(9):1293–1304, Sep 1991.
- [6] A. Branco et al. Terra: Flexibility and safety in wireless sensor networks. *ACM Trans. Sen. Netw.*, 11(4):59:1–59:27, Sept. 2015.
- [7] M. H. Cheong. Functional programming and 3D games. Master's thesis, University of New South Wales, Australia, November 2005.
- [8] F. Devillers and S. Donikian. A scenario language to orchestrate virtual world evolution. In *Proceedings Eurographics'03*, 2003.
- [9] C. Elliott and P. Hudak. Functional reactive animation. In *Proceedings of ICFP'97*, pages 263–273, New York, NY, 1997. ACM.
- [10] E. Gamma, R. Helm, R. Johnson, and J. Vlissides. *Design patterns: elements of reusable object-oriented languages and systems*. Addison-Wesley Reading, 1994.
- [11] D. Isla. Handling Complexity in the Halo 2 AI. In *Game Developers Conference*, Mar. 2005.
- [12] I. Maier, T. Rompf, and M. Odersky. Deprecating the observer pattern. Technical report, 2010.
- [13] W. Mallouk and E. Clua. An object-oriented approach for hierarchical state machines. In *Proceedings of SBGames'06*, pages 8–10, 2006.
- [14] R. Nystrom. *Game Programming Patterns*. Genever Benning, 2014.
- [15] L. Pagliosa. A new programming environment for dynamics-based animation. In *Proceedings of SBGames'06*. SBC, 2006.
- [16] K. Perlin and A. Goldberg. Improv: A system for scripting interactive actors in virtual worlds. In *Proceedings of SIGGRAPH'96*, pages 205–216. ACM, 1996.
- [17] G. R. Roberto Figueiredo. GOF design patterns applied to the development of digital games. In *Proceedings of SBGames'15*. SBC, 2015.
- [18] G. Salvaneschi et al. Rescala: Bridging between object-oriented and functional style in reactive applications. In *Proceedings of Modularity'13*, pages 25–36. ACM, 2014.
- [19] F. Sant'Anna et al. Safe System-level Concurrency on Resource-Constrained Nodes. In *Proceedings of SenSys'13*. ACM, 2013.
- [20] F. Sant'anna et al. The design and implementation of the synchronous language céu. *ACM TECS*, 16(4):98:1–98:26, July 2017.
- [21] F. Sant'Anna, N. Rodriguez, and R. Ierusalimschy. Structured Synchronous Reactive Programming with Céu. In *Proceedings of Modularity'15*, 2015.
- [22] R. Santos et al. Céu-Media: Local Inter-Media Synchronization Using Céu. In *Proceedings of WebMedia'16*, pages 143–150, New York, NY, USA, 2016. ACM.
- [23] R. C. M. Santos et al. A Memory-Bounded, Deterministic and Terminating Semantics for the Synchronous Programming Language Céu. In *Proceedings of LCTES'18*, pages 1–18, New York, NY, USA, 2018. ACM.
- [24] T. Sweeney. The next mainstream programming language: a game developer's perspective. *ACM SIGPLAN Notices*, 41(1):269–269, 2006.
- [25] L. Valente, A. Conci, and B. Feijó. An architecture for game state management based on state hierarchies. In *Proceedings of SBGames'06*. Citeseer, 2006.